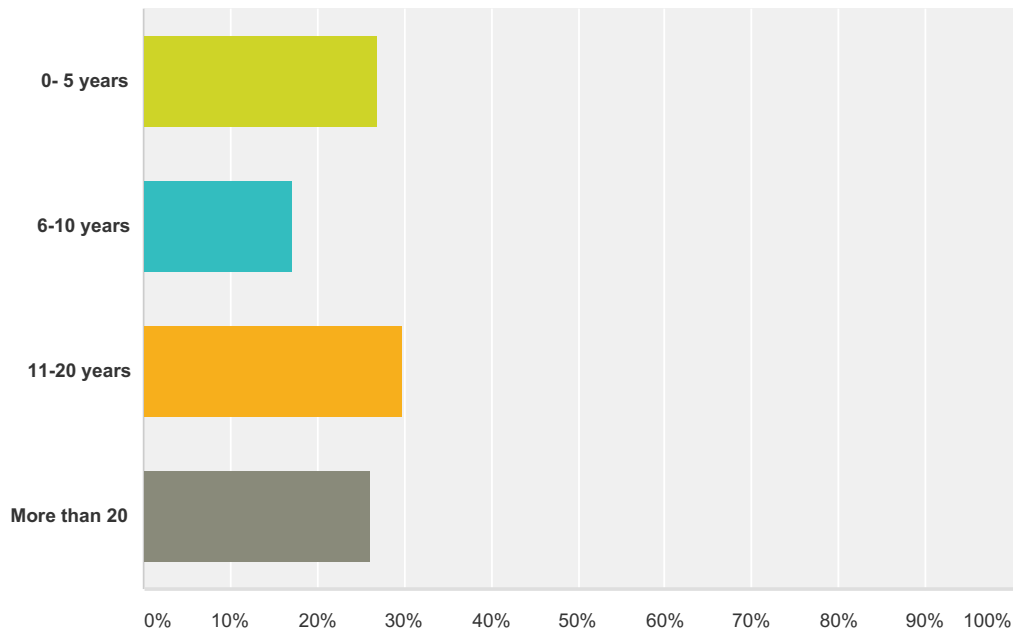


Q1 How long have you lived in a registered Denver historic district?

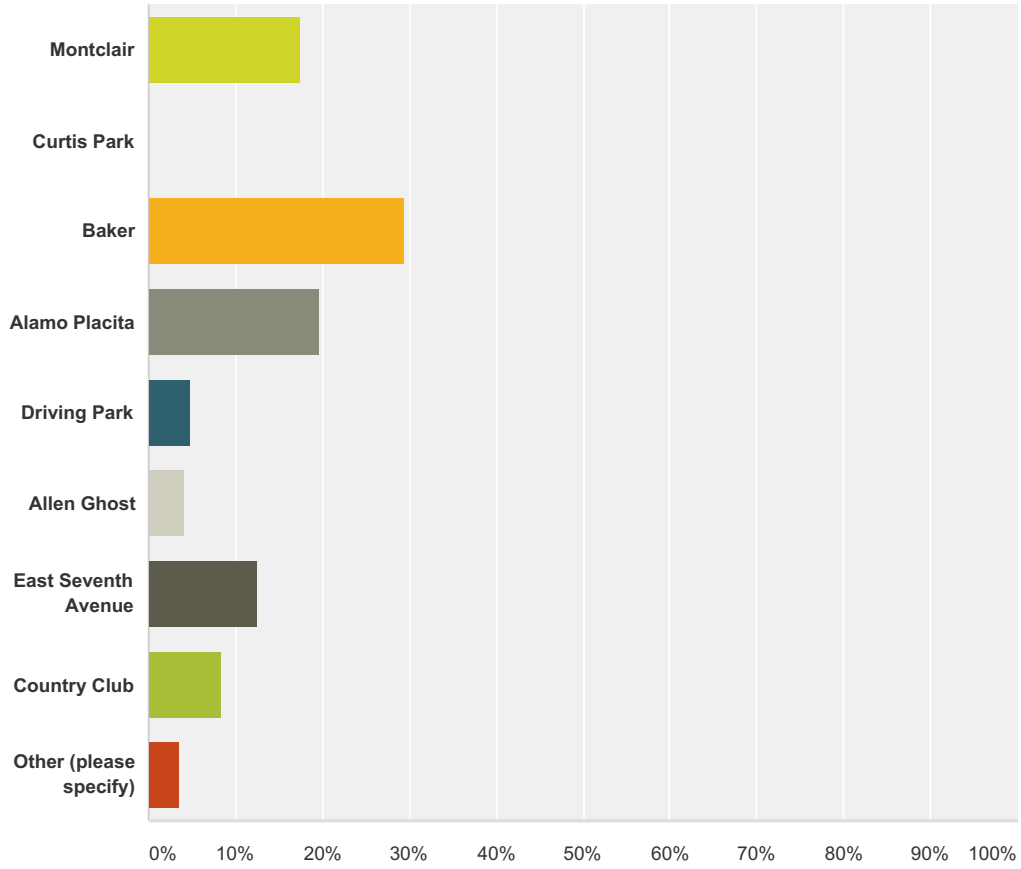
Answered: 134 Skipped: 9



Answer Choices	Responses
0- 5 years	26.87% 36
6-10 years	17.16% 23
11-20 years	29.85% 40
More than 20	26.12% 35
Total	134

Q2 In which historic district do you live?

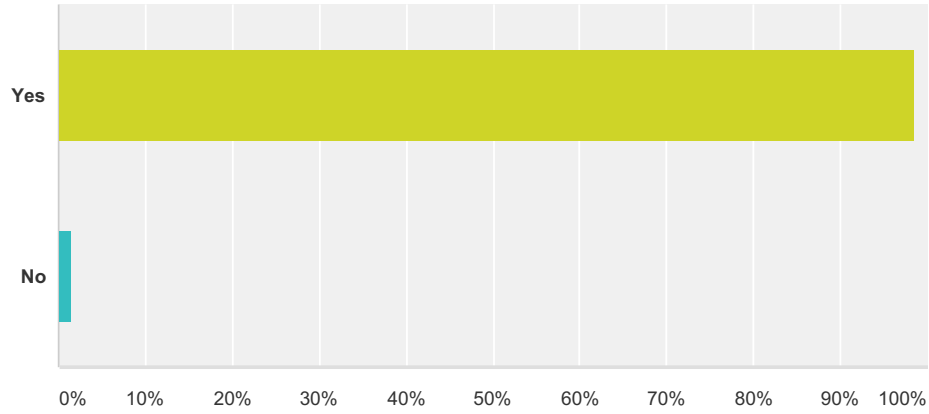
Answered: 143 Skipped: 0



Answer Choices	Responses
Montclair	17.48% 25
Curtis Park	0.00% 0
Baker	29.37% 42
Alamo Placita	19.58% 28
Driving Park	4.90% 7
Allen Ghost	4.20% 6
East Seventh Avenue	12.59% 18
Country Club	8.39% 12
Other (please specify)	3.50% 5
Total	143

Q3 Do you own your house?

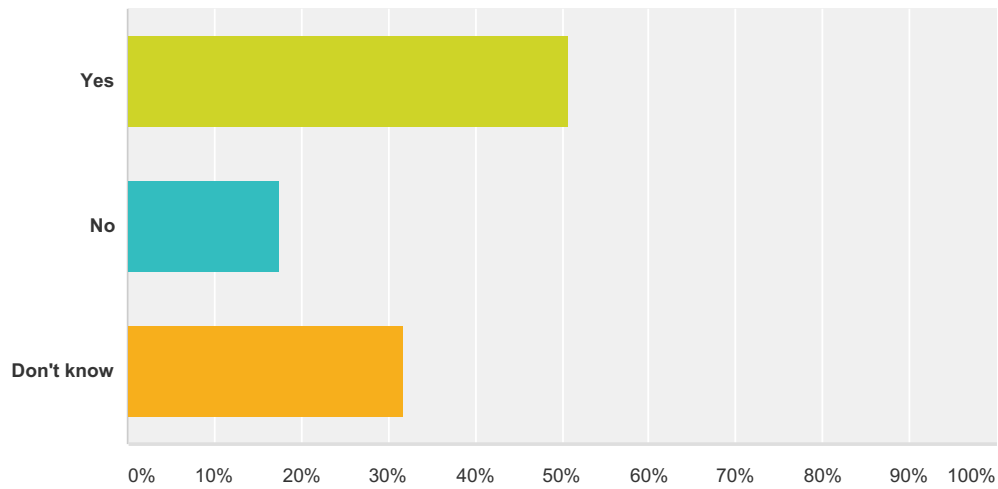
Answered: 142 Skipped: 1



Answer Choices	Responses
Yes	98.59% 140
No	1.41% 2
Total	142

Q4 Is your house considered a contributing structure according to the Landmark Preservation Commission (LPC)?

Answered: 142 Skipped: 1

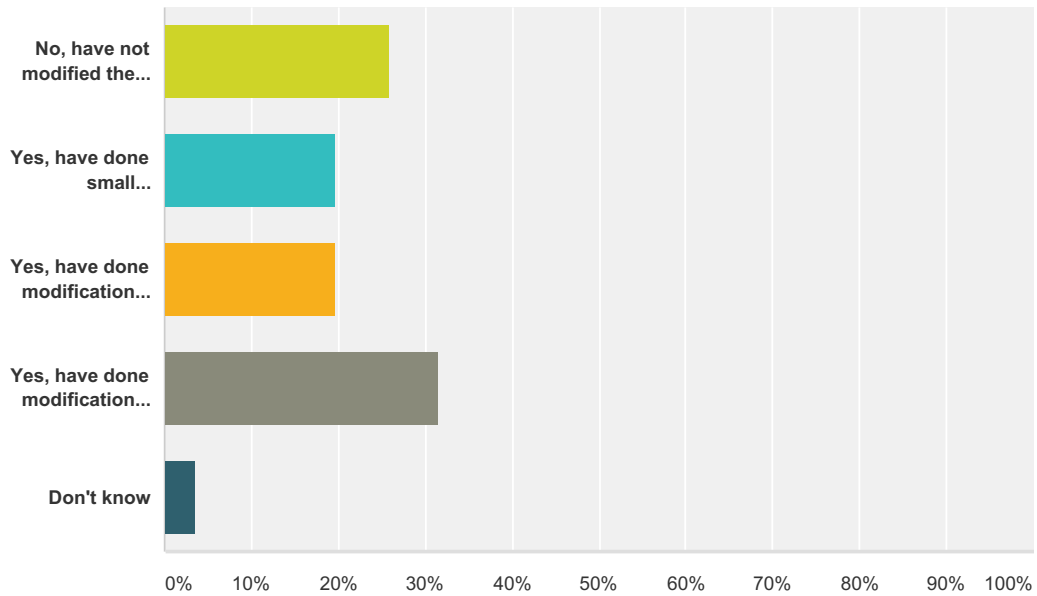


Answer Choices	Responses
Yes	50.70% 72
No	17.61% 25
Don't know	31.69% 45
Total	142

Q5 Have you modified the exterior of your house since becoming a Denver historic

district?

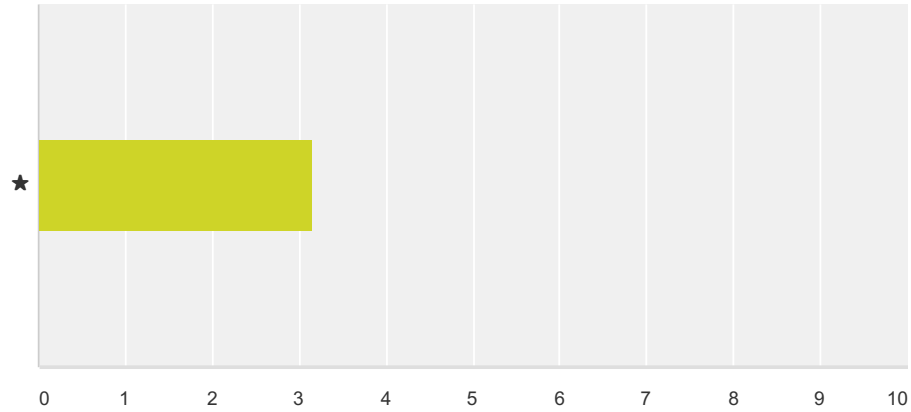
Answered: 143 Skipped: 0



Answer Choices	Responses
No, have not modified the exterior of my house	25.87% 37
Yes, have done small modifications that did not require LPC approval (painting, gutter repair, tuck pointing, etc)	19.58% 28
Yes, have done modifications that required LPC approval (deck, porch, fence work, re-roofing, etc)	19.58% 28
Yes, have done modifications that required LPC design review (pop top, new garage, replaced front visible windows, etc)	31.47% 45
Don't know	3.50% 5
Total	143

Q6 If you have modified the exterior of your house, what was your experience working with the Landmark Preservation Commission?

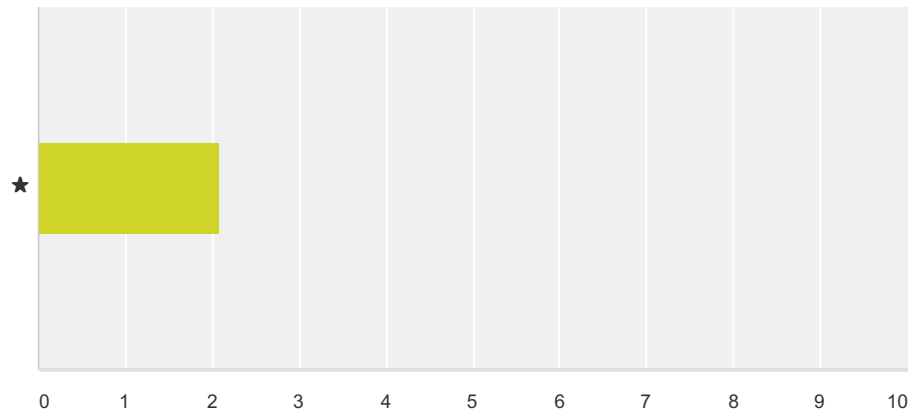
Answered: 129 Skipped: 14



	Very easy, not time consuming	Somewhat easy, didn't take too much time	Neutral, no opinion	Somewhat difficult and time consuming	Very difficult, took a lot of time	N/A	Total	Weighted Average
★	10.08% 13	13.18% 17	6.20% 8	20.16% 26	11.63% 15	38.76% 50	129	3.16

Q7 How has being in a historic district affected your decision to undertake necessary repairs or make exterior modifications to your house?

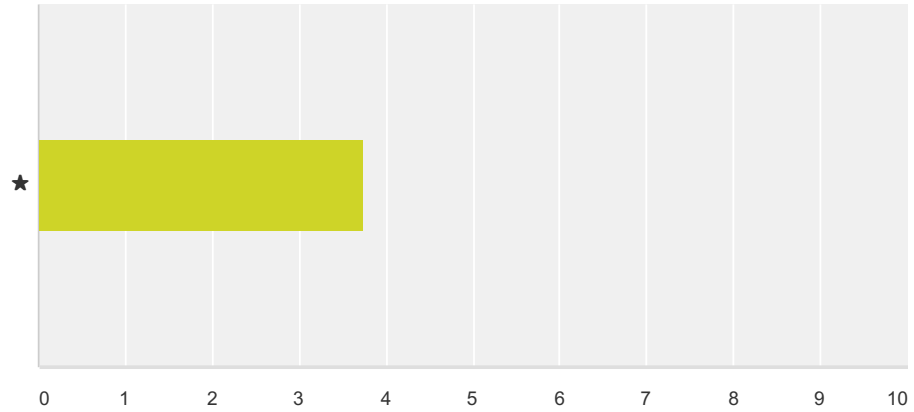
Answered: 140 Skipped: 3



	Has not kept me from doing work	Has made me hesitant to do work	Uncertain, no opinion	Made it difficult to do work	Prevented me from doing work	N/A	Total	Weighted Average
★	49.29% 69	12.14% 17	5.71% 8	5.71% 8	12.86% 18	14.29% 20	140	2.08

Q8 If you have modified the exterior of your house, how do you feel being in a historic district affected the expense of your project?

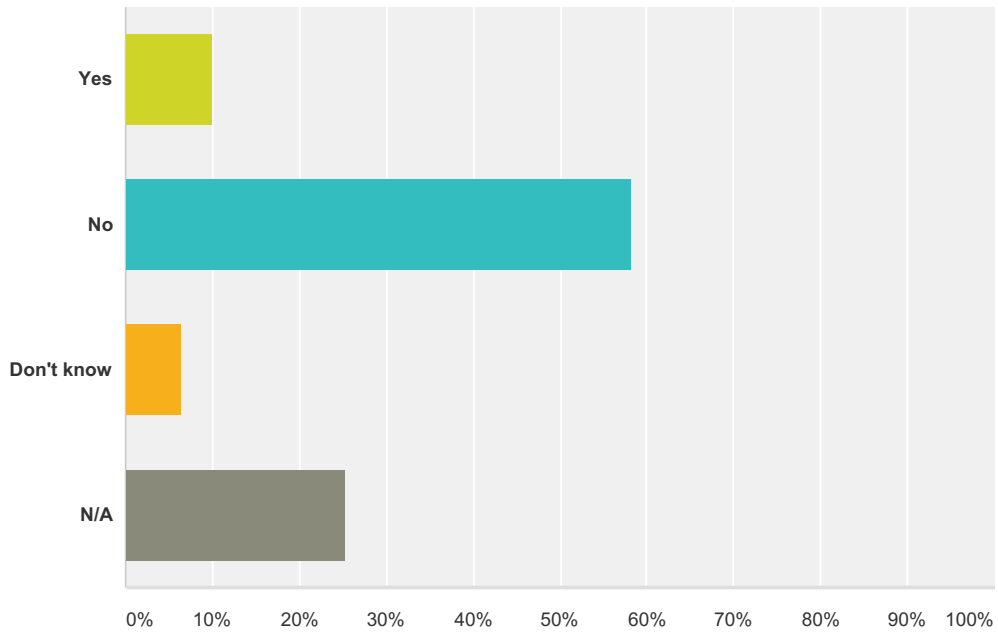
Answered: 130 Skipped: 13



	Made the project much cheaper	Made the project a bit cheaper	Did not change the expense at all	Made the project slightly more expensive	Made the project much more expensive	N/A	Total	Weighted Average
★	0.00% 0	0.00% 0	28.46% 37	21.54% 28	12.31% 16	37.69% 49	130	3.74

Q9 Did you use a State Preservation Tax Credit for your project?

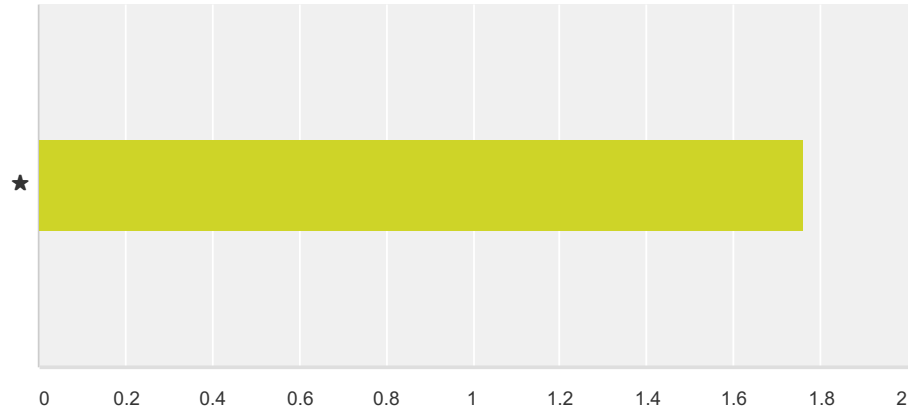
Answered: 139 Skipped: 4



Answer Choices	Responses
Yes	10.07% 14
No	58.27% 81
Don't know	6.47% 9
N/A	25.18% 35
Total	139

Q10 Did living in a historic district affect your ability to purchase, or alter the cost of homeowner's insurance?

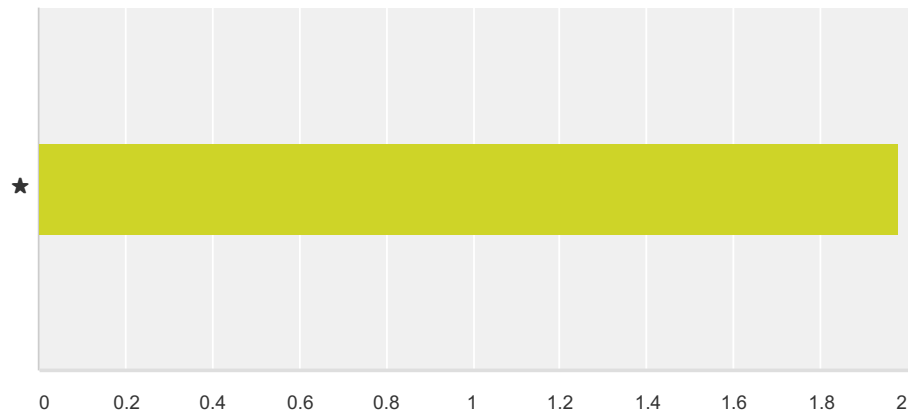
Answered: 141 Skipped: 2



	Not at all	A little	Don't know	A lot	Prevented me from purchasing insurance	N/A	Total	Weighted Average
★	53.90% 76	7.09% 10	29.08% 41	1.42% 2	0.00% 0	8.51% 12	141	1.76

Q11 How do you feel being a historic district has changed your neighborhood?

Answered: 137 Skipped: 6

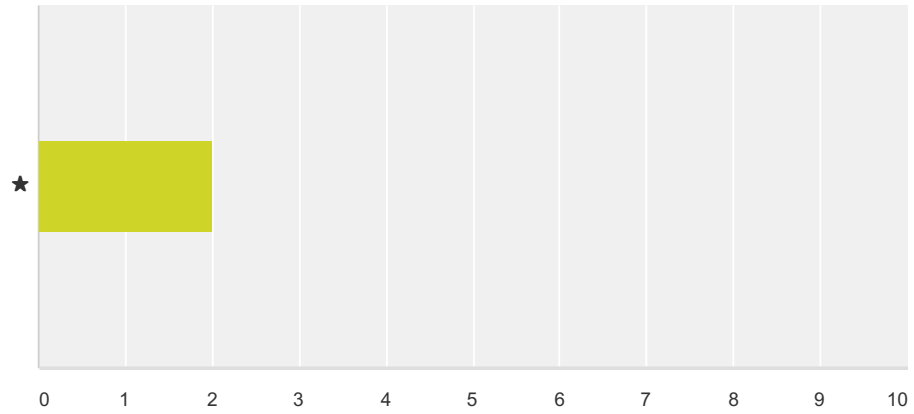


	Greatly improved the neighborhood	Improved the neighborhood a bit	Didn't affect the neighborhood at all	Made the neighborhood a bit worse	Made the neighborhood a lot worse	Total	Weighted Average
★	44.53% 61	33.58% 46	8.03% 11	7.30% 10	6.57% 9	137	1.98

Q12 If your neighborhood was facing historic designation today, how likely would

you to be to support this decision?

Answered: 139 Skipped: 4



	Would definitely support historic designation	Would probably support historic designation	Neutral, not sure	Would probably not support historic designation	Would definitely not support historic designation	Total	Weighted Average
★	55.40% 77	19.42% 27	5.76% 8	7.91% 11	11.51% 16	139	2.01

Q13 Please add any additional comments or experiences you think would be useful. Thank you for your input!

Answered: 47 Skipped: 96